

The

Stitchers' Voice

VOLUME 3 - ISSUE 4
April 2011

*April has been named
"All About Accessories"
in The Stitchers' Village*



"Eggs Ala Round"

Glendon Place

A pretty design to celebrate Easter

Greetings!

April in the Village is “All About Accessories” month. One of our members has provided the stitching instructions for a scissor keep, and I have added an alphabet and design for personalization. This is available as a file link in the social area under the stitch along discussion. (in the social area choose the tab at the top of the main page “Forum”, select “Stitch Along Forum”, then “All About Accessories”). As a reminder, the new social area of the village is reached through the Tea Shoppe. This was added last fall and does require a sign up process.

Groups continue to be added in the social area with the latest addition “Down and Dirty” for those members who have an interest in gardening.

We have several Round Robin groups going and have several individuals waiting for more to sign up for both aida and linen stitchers to fill groups of six. If you are interested in participating in a round robin, please send me an email at pattytsv@gmail.com and I will forward you the information you need to provide of your preferences so that you can be assigned to a group.

Thank you for being a member of The Stitchers’ Village.

*Patty Hurwitz
The Stitchers’ Village*

IN THIS ISSUE

3 April is All About Accessories

3 Save the Date

3 March Contest Winners

4 Shops in the Village

5 From Designers

All About Accessories

The social area of TSV will host a **Stitch Along Forum** discussion for members to share their accessory stitching projects. A project will be provided courtesy of Linda Henry for a scissor keep. Linda is becoming very well known in the village for her monthly quilted wall hangings and Off Topic Forum discussions (complete with poetry). Join in the fun and companionship, post pictures of your projects, and see what others are stitching. Your ideas and knowledge will be welcome.

March Drawing Winners

Maggie Midura and Kim Ostrosky are the two names drawn in our March contest. They will each receive: Praiseworthy Stitches “Eggstraordinary Egg” kit, Lizzie Kate “Peep” LE kit, and Handblessings “Wedgewood Egg #1” which comes with a charm embellishment.

Also, each receiving two Handblessings “Wedgewood Egg” charts with embellishments are:

Linda Hartman
Carolyn Ford
Susan Krueger

SAVE THE DATE

**What: The Stitches’ Village/Picture This Plus
Needlework Getaway
When: November 3-6, 2011
Where: Abilene, KS**

**The finishing touches are being added so that the registration can begin.
This will be an interesting weekend.
We will have an excellent variety of class offerings -**

**Counted Thread from Picture This Plus Needlework Shop
Quilting from Material Girls Quilt Shop
Knitting from The Shivering Sheep Knit Shop**

all of which are located in Historic Abilene, Kansas.

Registration information will be posted soon!

Direct questions to pattytsv@gmail.com


For the latest releases and new supplies - Visit the shops of The Stitches Village



SHOP #6
www.3stitches.com



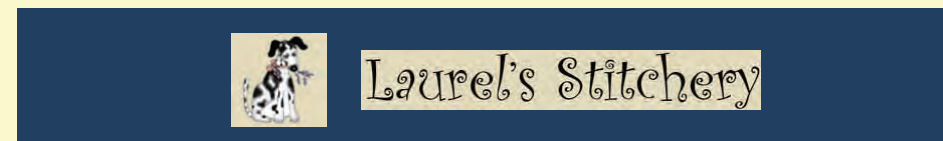
SHOP #26
www.acornsandthreads.com



SHOP #33
www.homesteadneedlearts.com



SHOP #12
www.inspiredneedle.com



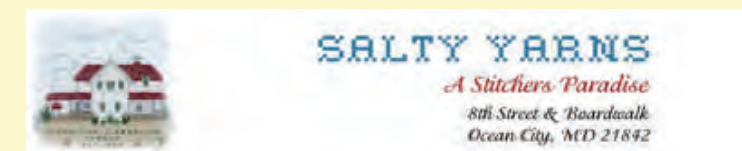
SHOP #15
www.laurelstitchery.com



SHOP #5
www.manididonna.it



SHOP #9
www.picturethisplus.com



SHOP #1
www.saltyyarns.com



SHOP #29
www.stitchersworkshop.com

New from X's and Oh's

2012 Calendar
Little Bow Peep
Dear Santa

Shoes! Shoes! Shoes!



2012 Calendar

Flat or wedge or skinny heels
I just love the way they feel
How I adore my glorious shoes
In their many rainbow hues...

Little Bow Deep

ABCDEFGHIJ
KLMN
Little Bow Peep
Has lost
her Sheep
OPQRSTU
VWXY and Z
And doesn't
know where
to find them

X's & Oh's
Needlework Designs By
Jo Gatenby

A-322

Dear Santa

His dear
wanta
want
at ALL!

X's & Oh's
Needlework Designs By
Jo Gatenby

S-400

New from Images Stitchery Design



The Dutch Treat Perforated paper frame is designed to hold perforated paper securely in the clamps that come with the frame. The frame is packaged with a set of 15 inch clamps and 8 inch and 24 inch clamps are available.



Glory in the Morning is a bell pull designed for Crossed Wing Collections design of the same name. The bell pull is made of Walnut and is 14 inches wide. Custom sizes of the bell pull are available upon request.



NEW! NEW! NEW! FROM ROSEWOOD MANOR SPRING 2011



B-101 English Tapestry Sewing Box

This sewing box was inspired by the designs of William Morris (1834-1896). While living in England I learned of his vast works and fell in love with the intricate details of his designs. He was a poet, painter and writer, but he is best known as a craftsman who was driven by a belief in the dignity and worth of handmade objects and he loved nature.

This sewing box is approximately 5" X 7".

STITCHED AREA: 116 X 249 stitches.

STITCHED: 1 strand floss over one thread linen

FABRIC: Picture This Plus, Belfast, 32ct. Herald, fat quarter size will be more than enough.

FLOSS: DMC # 543, #730, #731, #732, #733, #734, #931, #932, #950, #3045, #3046, #3047, #3772, #3773, #3857, #3858.

FINISHING SUPPLIES NEEDED: 1/2 yd. Mid-weight iron on fusible interfacing, 1/2 yd. heavy weight sew-in interfacing, scrap of fleece or thin quilt batting, mat board, fat quarter of coordinating lining fabric, 12" of 1/4" cream ribbon, 2 Kelmscott Designs Tulip Thread Rings.



B-103 TOPIARY WELCOME

This piece welcomes your guest in many ways, from the pineapple, to the heart shaped topiary, to the flowers and the word "Welcome" to seeing their face in the mirror; your guest will feel at home.

DESIGN SIZE: 69 X 149 stitches

FABRIC: Zweigart, Edinburgh, 36ct. Cream

STITCHED: 1 strand floss over two threads

FLOSS: WDW # 1118, #1183, #1227, #1284, #1300, #1313, # 1330. #2200, #2284 (1 skein each)

MIRROR: Olde Colonial Designs, ABD-SIDE BY SIDE Pr1 592/5X9FO



S-1113 QUAKER COMPASS

I continue to be fascinated with Quaker motifs, it seems there is endless possibilities for their use. These colors are some of my favorites, and the combination is an elegant sampler.

DESIGN SIZE: 298 X 198 stitches

FABRIC: Zweigart, Cashel 28ct. Platinum

STITCHED: 2 strand floss over two threads linen

FLOSS: DMC # 924, #926, # 927, # 928, # 3768

This 14 page booklet includes 16 mini charts, 1 small sampler and lots of "Be Creative!" Ideas.