The Official Digital News Magazine of The Stitchers' Village

The Stitchers' Voice

VOLUME 2 - ISSUE 10
September 2010



Villager Focus
Stitching Friends

Inside
Arelate Studio
And
The Cat's Whiskers and Dinky Dyes



Plus - A New Kind of Stitching Mystery

Code XS



From the Cover:

"Code XS" from On The Wall Designs

Just for Stitchers' Village fun, can you decode this? Look on page 4 for more on this different kind of mystery for stitching. Model on left stitched on swamp color fabric from Picture This Plus using bush baby colored silk thread from Dinky Dyes.

September 1, 2010

Later this month there is a market show which means lots of new releases. We have received a few tidbits from Dinky Dyes and Arelate Studio. Designers are super busy and we hope they will remember to share with us here in the Village!!

I am excited to report that Cheryl Granda at Glendon Place is generously designing an exclusive for us! Look for details in October.

Happy stitching!

Patty Hurwitz

ps - be sure to include some bookmark stitching for those on-the-go projects as we will be participating in the Stitching For Literacy Bookmark Challenge in 2011!

IN THIS ISSUE

3 Stitching Friends

4 August Competition Winner

4 Code XS

5 - 7 Have You Seen. . .

7 What's Happening in The Village

Stitching Friends

Theresa Montanile replied to the Stitchers' Village "Stitching Friends" story request back in May with the following:

I am so excited to write to you about Stitching Friends. I have been blessed to be a part of a very special group of ladies: The Southside Virginia Chapter of the American Needlepoint Guild. Our guild is 30 years old this June and still going strong. We enjoy sharing needlework with each other and all newcomers to our doors.

We meet at St. Mark's Methodist Church in Petersburg, VA on a monthly basis for a short business meeting and a program. During the summer, we meet at one of our member's home in the country which is a lot of fun and fellowship. The past several years we have also planned a stitching retreat in Wakefield, VA at the Airfield Conference Center. When we first began going there, they didn't even have phones in the rooms! Needless to say, our needles were smoking hot that weekend! It is a special time of fun (we have enjoyed games like Stitching Jeopardy and Name that Stitch), delicious food (we do not have to cook---we go to the dining hall and food is served to us there J) and fellowship. We have several members who have moved out of state. This is an opportunity to catch up with our friends and make new memories. It is simply a special time where we can relax and enjoy the peaceful setting away from the hustle and bustle.

My Stitching Friends are some of the nicest ladies I have had the opportunity to meet. Thanks for letting me share!

Thank you, Theresa, for sharing your story and these photos of your group's 30th Anniversary Luncheon.

Some of the members award winning finishes

Code XS

A true stitching mystery.

The term "mystery" when it applies to a stitching piece is intriguing. Generally it is a design released piece by piece and stitched without knowing what the entire design will look like. This idea has floated around in the back of my mind for quite some time. Add to that the various hidden meaning genre of books and finally, this is what was produced. Think of stitching your thoughts with them being completely masked in code. Nice thoughts are what we think of, certainly. Well, maybe some other things come to mind if the recipient isn't a TSV member with access to "the code"!!

Can you decode the wording on the stitched piece shown? Ok, we will give you a clue or two. The symbols that represent the letters are in a 5x5 grid pattern. One letter is used on each line in a connected repeat pattern of seven and there are three spaces between lines. There is a separator line between the words which should be fairly obvious as it is not a seven repeat of five. The letters "s" and "e" are shown along with a grid of the words. These two words should be very obvious!

Have fun and this will be the competition for September. Just email with the two decoded words to:

pattytsv@gmail.com

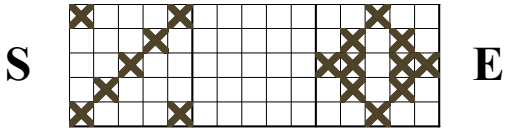

More to come later in the month!

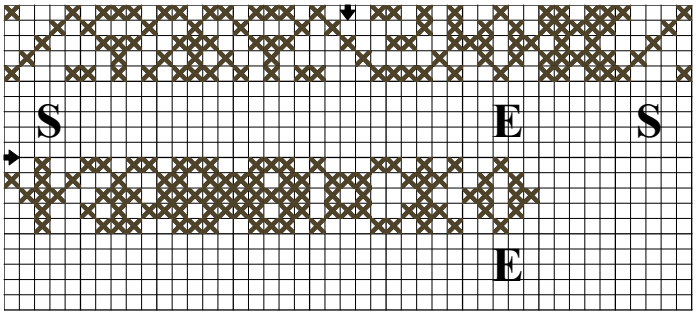

August Competition Winner:
Cheryl Hart
will receive a $25 gift certificate to
Stitches N Things
to be used for
merchandise in their shop

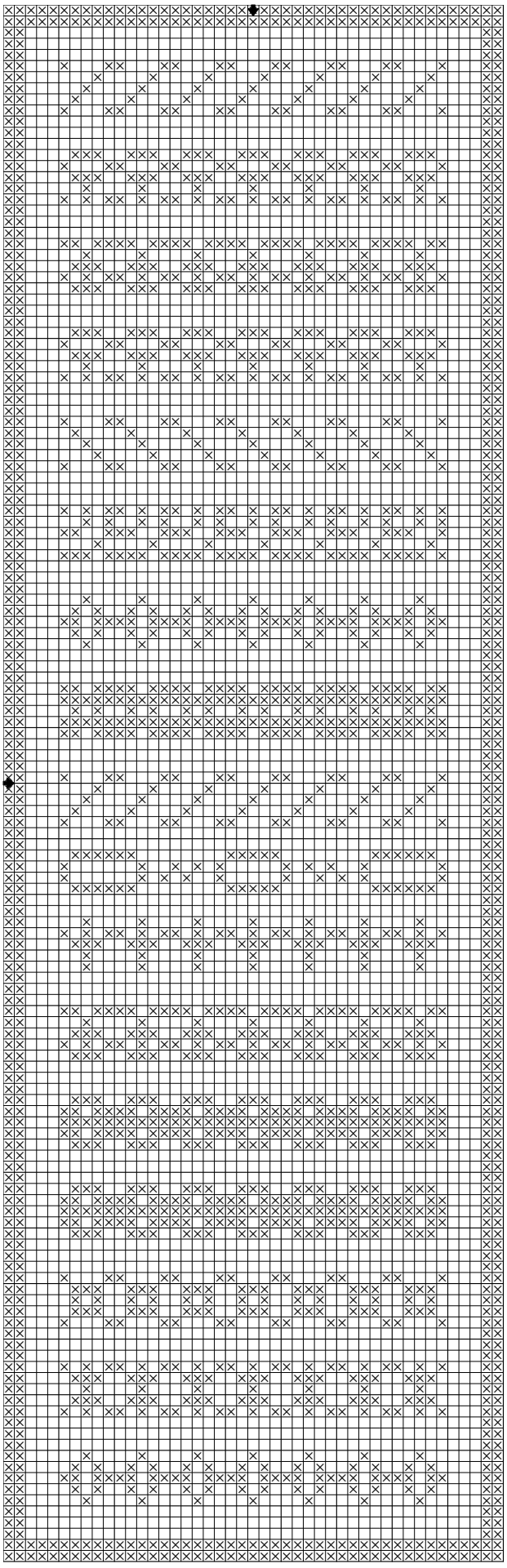

© 2010 The Stitchers' Village

Dinky Dyes

Dinky-Dyes has some wonderful new releases. All will be available at St Charles market so place your order with your favourite Village Store. There will also be another wonderful Quaker from Stickideen von der Wiehenburg and new releases from SEBA Designs and Heirloom Embroideries at St Charles market

Yvette Stanton - Right Handed Embroiderers Companion - Available NOW
Stickideen von der Wiehenburg - Autumn Quaker Bellpull - the 1st in a new series - Available September 1st
Dinky-Dyes new Autumn Scissors - Available at St Charles
The Cat's Whiskers and Dinky-Dyes Collaboration - Diamonds for Christmas - the pack will include both designs and the silks to stitch them. - Available at St Charles.

Autumn Quaker Bellpull
Stickideen von der Wiehenburg



The Right-handed Embroiderers Companion
Yvette Stanton

Diamonds For Christmas
The Cat's Whisker and Dinky Dyes



Autumn Scissors
Dinky Dyes

HAVE YOU SEEN . . . *Visit any of The Stitchers' Village Shops to enquire!*

Arelate Studio



LION TRIUMPH
Adapted from a Renaissance print
240 stitches wide x 143 stitches tall
designed by Nancy Spies



TWO OLD SOULS
adapted from two different Renaissance prints
top sun - 137 stitches wide x 137 stitches tall
bottom sun - 131 stitches wide x 131 stitches tall
designed by Nancy Spies

STAINED GLASS ALPHABET
Adapted from various motifs in medieval manuscripts from the 7th/8th to the 15th/16th centuries.
165 stitches wide x 175 stitches tall
designed by Nancy Spies

INSPIRED BY MARY - DOG
Inspired by the cross-stitch panels stitched by Mary, Queen of Scots, while she was held captive by her cousin, Queen Elizabeth I, for twenty years before being beheaded in 1587.
140 stitch wide x 140 stitches tall
designed by Nancy Spies and Lea Sears

HAVE YOU SEEN . . . Visit any of The Stitchers' Village Shops to enquire!

The Prairie Grove Peddler

LITTLE CANDLE MAT -
PUMPKIN HARVEST

NEW CLASS from
ENCHANTING THREADS

CHRISTMAS CANDLE MAT
Hardanger

What's Happening in
The Village

Bush Mountain Stitchery is hosting a trunk show this month from Rosewood Manor

Stitches From The Heart TX is hosting a Trunk show this month from Nouveau Encore

Stitchers Workshop has an ornament contest see Pat's blog on their site for details

Inspired Needle has a trunk show featuring Jane Greenoff

3 Stitches has a bonus card day on September 4

Please contact the shops directly with questions regarding these events

****

New Hardanger Class on Demand

****

Next month a TSV exclusive design from Glendon Place in the village shops

and

Halloween Scavenger Hunt returns!