



September brings the Fall and along with it, my favorite color palette. I love the warm, Autumn colors. Holiday stitching picks up a bit for me, also. I do not stitch a lot of Halloween, but love making Christmas ornaments. I am working on a pillow for my Mother for her birthday. It is a needlepoint piece and I am stitching the background in a leaf stitch. I have quite a bit more of it done than in this picture, but had this image file on my computer. I am looking forward to visiting my local quilt shop to find the perfect fabric for the pillow.

Since the last re-vamp of the Village community, the attendance there is down. I know it has been an irritant to learn the new format, but I wish some of our friends would return and give it a try. The format is very similar to FB, but without all the extra nonsense. Off-topic discussions and groups are certainly welcome, but the focus is needlework in all forms. The latest update created a “page” feature. I have added an example of how the pages might be utilized. I hope that you will come back and help to grow the community if you have not been there for a while or will join and help to continue the site as the best needlework community online. I know that many friendships have been formed there over the years. Please be a part of that tradition! An enticement in the form of a mystery stitch will be starting on September 9, when the first part of a 9 part design will be posted in the group “Mystery Stitch September 2019”. Please join and select a color palette to participate in this fun, quilt-inspired project.

Happy Stitching! Patty

Questions or comments may be directed to: pattytsv@gmail.com

Events



Mystery Stitch "9 Block"

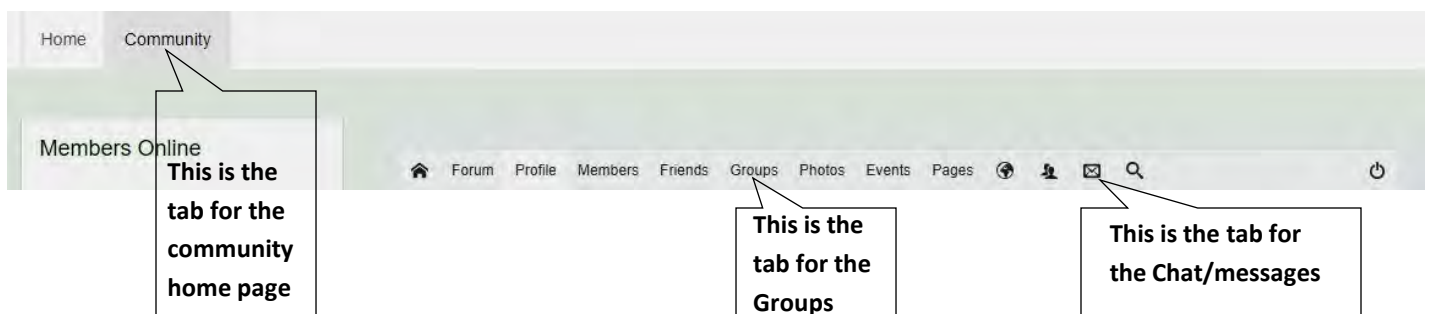
The Stitches' Village is offering a mystery stitch in a group in the community. If you are not already a member there, you will need to create an account, sign in, and join the group "Mystery Stitch September 2019". There are discussions within the group and the 9 part mystery will be posted in sections beginning September 9, 2019. The charts will be posted as pdf files and will be found under the "Discussions" in the group. They will only be available until 9/20/19. As always, if you have any trouble finding the group or the files, send me an email pattytstv@gmail.com. Another suggestion is, if anyone is in the chat they may be able to help you. The envelope icon in the community menu is where you will find the main chat box. The chat box is also a green bar option at the bottom right of your window when you are in the community.

The design is loosely based on quilt block designs. As with most of the charts made available, please feel free to use your own color palette. I make a suggestion, but as you will see on page 4, I "play" with the colors quite a bit while designing. The "Stitch This" design in this newsletter is an example of the mystery stitch. It is not one of the 9 mystery stitch blocks, but one to give you an idea of what the mystery stitch will look like. I hope you will join the group and the mystery stitch for a bit of Fall fun!

Tips for Using the Community

The community is the only password protected area of The Stitches' Village web site. If you have not joined, you will find it very similar to other social media sites, but it is dedicated to needlework. Many lasting friendships have been found in our "Village" since the first version in 2010. There have been several changes since then, but the current format gives members a profile page with the ability to post photos of stitching projects and have comments and discussion. Hope to see you there!

To access the Mystery Stitch, go to the Community home page and then click "Groups" from the community menu. It is "Mystery Stitch September 2019".



Drawings and Contests

The August drawing winner: Kathy M., PA
Prize: 2019 Collective Stitch Book

The September drawing will be for a "Happiness is Homemade" 2019 Nashville Needlework Market Cookbook. "Tried & True Recipes Shared by Needleworkers!"

Entries must be received by 9/30/19 - the winner will be chosen at random from entries

Use the code "9-2019" when you submit the form

Enter by filling out the drawing form [HERE](#)

<http://stitchersvillage.com/library/drawing-form>

Stash Alert




"Hearts Come Home at Christmas"
 and
"Holiday Lighthouse"

Ursula Michael



"Peace On Earth" Needle Nanny
"Wise Owl" Threader
Puffin & Co.



"Orchard Basket"
Diane Arthurs


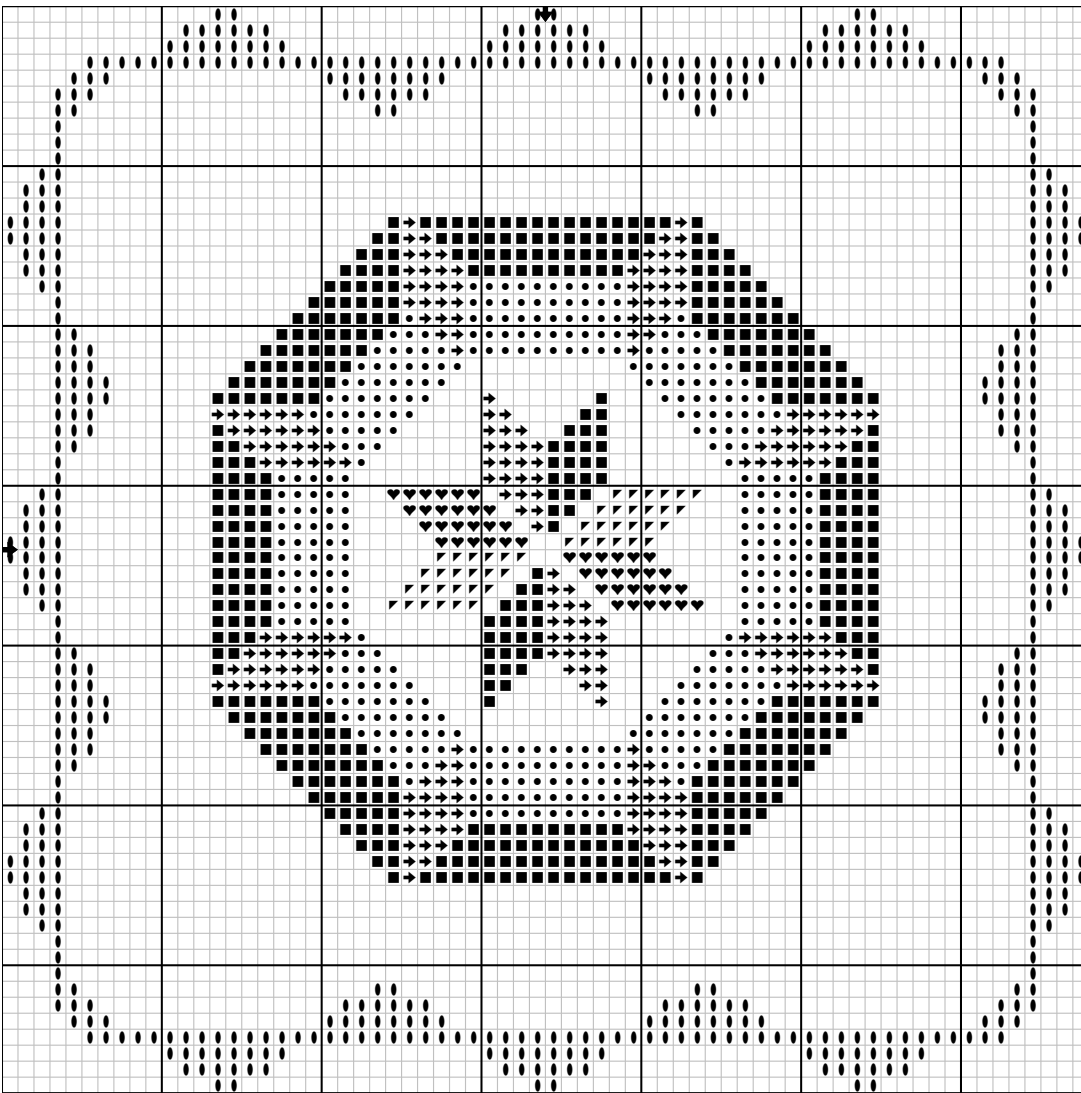


"Autumn Skies"
Hands on Design

Stitch This

Castle Wall

This design coordinates with a Mystery Stitch which will begin 9/9/19 in the community. (See page 1 for more information or go to the community and join the "Mystery Stitch September 2019" group)



This border is the same that is offered for the Mystery Stitch which will begin 9/9/19 in the community. (See page 1 for more information or go to the community and join the "Mystery Stitch September 2019" group).

The designs can be stitched in one project or individually using this border. Enjoy!

♥	1019 Peach
●	1032 Medium Purple
➔	1066 Primrose
●	1177 Avocado
■	1292 Heron Blue
▽	1307 Petal Pink

©Patricia Hurwitz, The Stitches' Village

As always, these are suggestions for colors. I did not stitch this, but used the palette from a previous stitch along.

I appreciate seeing your stitching whether you change colors or not! Please post your pictures in the community where you can have your own profile and page to share your projects with a friendly group of stitchers!! stitchersvillage.com/village