

The Official Digital News Magazine of The Stitchers' Village

# The Stitchers' Voice

VOLUME 3 - ISSUE 11  
November 2011



*November Guest Chat  
Jennifer Aikman-Smith,  
Dragon Dreams*

*November Stitch Along*

*New feature for the  
monthly newsletter*

[www.stitchersvillage.com](http://www.stitchersvillage.com)



## ON THE COVER

“There’s Magic in My Needle” from Dragon Dreams

An excellent representation of the designs from designer Jennifer Aikman-Smith as she certainly gives us magical stitching projects!

*We had a great chat with Thea Dueck of The Victoria Sampler last month on the 25th. Visiting with stitchers can be a great inspiration for a designer as it is always great to get some positive feedback. We learn things from our chat host as well. Don’t miss this month’s hosted chat with Jennifer Aikman-Smith of Dragon Dreams.*

*There is an addition to the monthly newsletter that I feel will be helpful for those of us who are a bit “memory challenged”. See page 5!*

*Working from the cottage graphics from the main site, I have put together a chart of a house that may be used as a template for a Sampler Project Section (hint, hint). This includes an alphabet so that you may personalize your section with a saying or quote, such as “My village home welcomes all”.*

*Thank you to all of those who participate in TSV and make the Village a great place to be.*

***Patty Hurwitz***  
***The Stitchers’ Village***

*Questions or comments? Email to [pattytsv@gmail.com](mailto:pattytsv@gmail.com)*

## IN THIS ISSUE

**3 November Feature**

**4 Drawing Winners**

**4 Games in the TSV Social Area**

**5 NEW feature - TSV Calendar**

**6 From the Village Square**

**7 TSV Sampler Project**

**November Feature**  
**Jennifer Aikman-Smith**  
**Dragon Dreams**

**Join Jennifer in the chat room Saturday, November 12, 2011**

8 p.m. Atlantic Time, 7 p.m. Eastern Time, 6 p.m. Central Time,  
5 p.m. Mountain Time, 4 p.m. Pacific Time



Shown are three designs from Dragon Dreams. **“Santa’s Dragon”** is one of Jennifer’s favorite from 2008 - check with the stores of TSV, **“Treasure Them Now...”** was a class project that will be released in the next few months, and **“Cookie Thief”** ornament which was also a class project will be released in the next few weeks.

Jennifer, who is a talented artist, not only designs for needlework, but also illustrates books for children. She has had a life long love of art. Fortunately, for stitching enthusiasts, she was introduced to cross stitch many years ago and began to design charts for counted cross stitch. Her stitching designs, particularly her dragons, are whimsical and fun. Some of her designs are also produced as painted needlepoint canvases.

You can now find Dragon Dreams on Facebook. Just LIKE the page then enjoy the sample charts and other information posted there! Jennifer will have a special chart available through her facebook page “Be Thankful For Your Friends” soon.

To see Jennifer’s portfolio, visit her web site: <http://dragondreams.ca>



## OCTOBER DRAWING WINNERS

The name drawn from those who emailed "Drawing" is Karen P. who will receive the "Tiny Pumpkin Etui Kit" from Praiseworthy Stitches

The name drawn from those who completed the word games is Tammy C. from TX and will receive the SURPRISE PACKAGE!!

## THE NOVEMBER DRAWING FOR TSV

The drawing prizes for November will be Dragon Dreams charts

To enter the drawing, send an email by the 15th with DRAGON DREAMS as the subject to: pattytsv@gmail.com



## OCTOBER GAME WINNERS

Linda E. was the winner of the October 10 Stitch Quiz game And received a piece of "Heritage" color linen from Picture This Plus

Judy S. was the winner of the October 15 Bingo game and received a "Stitch Devil" chart

## Turn the page to find an addition to the monthly newsletter!

To help those of us who require visual reminders, a full calendar page will now be included in the monthly newsletter. This will include those activities that have been scheduled as of the date of publication. Please use it to make notes of all the events of TSV so that you do not miss a one!

We are working to increase the number of activities for members of The Stitchers' Village. Along with these is the opportunity to create your own with your TSV friends. We have had several round robin groups and some exchanges. There is a great group of stitchers on TSV who are helpful and friendly and love stitching!

*We have a new addition to the TSV shops. During the online wholesale show, a drawing was held for the shops and the prize was a store front on TSV. Please welcome Lisa in shop #23*

*Forget Me Nots*



# The Stitchers' Village Calendar

## November 2011

Sun	Mon	Tue	Wed	Thu	Fri	Sat
<p><b>STITCH ALONG THEME</b> for the month: <b>ORNAMENTS</b></p> <p>Watch for a special ornament kit drawing in the forum discussion</p>		1	2	3	4	5 <b>BINGO</b> in Chat
6	7	8	9	10	11	12  <i>Chat with designer Jennifer of Dragon Dreams</i>
13	14 <b>STITCH QUIZ</b> in Chat	15 <i>Drawing entry deadline</i>	16	17	18	19
20	21	22	23	24	25	26
27	28	29	30	<p><i>Have you stitched a section for The Stitchers' Village Sampler Project?</i></p>		

**BINGO** is held at the scheduled time in the Chat on the social area of TSV. See the Forum for details

**STITCH QUIZ** is held at the scheduled time in the Chat on the social area of TSV. See the Forum for details

**HOSTED CHAT** details under Events on the social area. Be sure you check the time (listed Central Time) to convert for your time zone

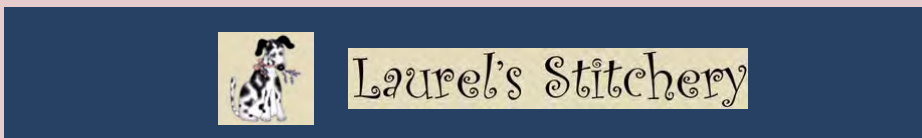
*For the latest releases and new supplies -  
Visit the shops of The Stitchers Village  
Along with the boutiques and wholesalers*



SHOP #6  
[www.3stitches.com](http://www.3stitches.com)



SHOP #26  
[www.acornsandthreads.com](http://www.acornsandthreads.com)



SHOP #21  
[www.laurelsstitchery.com](http://www.laurelsstitchery.com)




SHOP #9  
[www.picturethisplus.com](http://www.picturethisplus.com)



SHOP #3  
[www.saltyyarns.com](http://www.saltyyarns.com)



SHOP #29  
[www.stitchersworkshop.com](http://www.stitchersworkshop.com)



BOUTIQUE #11  
[www.thegiftofstitching.com](http://www.thegiftofstitching.com)



BOUTIQUE #12  
[www.pineglen designs.com](http://www.pineglen designs.com)




WAREHOUSE #31  
[www.nordencrafts.com](http://www.nordencrafts.com)

# The Stitchers' Village Sampler Project

Get Inspired!

Here are the first  
two to arrive!

What will you stitch to represent  
**YOU???**



VIEW THE  
SECTIONS

<http://www.otwd.net/Samplerproject.htm>

The Stitchers' Village sampler project is an opportunity for every member of TSV to contribute a personalized section of stitching to be part of a 6 ¼" wide band sampler. The length of the sampler will be determined by the length and number of stitched sections contributed by members. Each section will be stitched by an individual and will represent something personal and be "signed" with the name, date, and location, of the member. Yes, you may stitch more than one if you wish. I know many of us are full of ideas.

**To participate, you will need to stitch a section and mail it, along with an information sheet, to:**

**Patty Hurwitz  
The Stitchers' Village  
5636 SW 38th Street  
Topeka, KS 66610**

(The information sheet is included as the last page of this newsletter)

The stitched piece must finish at 6 ¼" wide to retain uniform width when joined to the other submissions. The length can vary, but must have at least 1" unfinished, unstitched top and bottom for joining purposes.

I am recommending that we use a stitch band in order to retain uniform width for joining purposes. The stitch band fabric comes with finished side edges. I have found Zweigart has linen #72022C/001 and aida #7421/001 that fit the width parameter. If you do choose to use a fabric piece instead, please finish your side edges so that your finished width is 6 ¼" and leave at least 1" top and bottom for joining purposes. Top/bottom edges should be unfinished.

This project was suggested one evening in the social area on the chat module. The suggestion was that we could make a sampler stitched by all of the approximately 6000 members and have a world record sampler. Of course, we had to figure a way to put our idea in motion. So, the idea progressed to the "sectional" idea. That too, needed some details and a plan to implement, and here we are!

We will call July 1, 2011 our start date. As the sections are received, they will be recorded, photographed and joined. The information will be posted in the discussion forum in the social area of TSV. The progress will also be put in the monthly newsletter. The sampler will be kept by the owner of The Stitchers' Village (Patty Hurwitz) and it will be put on display at appropriate opportunities. There will not be a deadline for the project as we wish new members to participate in the future. Please send your section as soon as possible, please, to have a good showing.

If you wish to purchase stitch band fabric from me, I will try to keep some on hand. The options are:

32 count Zweigart white linen (72022C/001) 6 ¼" x 12"	\$9.00 includes US postage
32 count Zweigart white linen (72022C/001) 6 ¼" x 6"	\$6.00 includes US postage
14 count Zweigart white aida (7421/001) 6 ¼" x 12"	\$9.00 includes US postage
14 count Zweigart white aida (7421/001) 6 ¼" x 6"	\$6.00 includes US postage

Please send me an email with your choice and shipping address and I will send you an invoice: [pattytsv@gmail.com](mailto:pattytsv@gmail.com)

# The Stitchers' Village Sampler Project

The Stitchers' Village sampler project is an opportunity for every member of TSV to contribute a personalized section of stitching to be part of a 6 ¼" wide band sampler. The length of the sampler will be determined by the length and number of stitched sections contributed from members. Each section will be stitched by an individual and will represent something personal and be "signed" with the name, date, and location, of the member. Yes, you may stitch more than one if you wish. I know many of us are full of ideas. We may even be able to submit to the Guinness Book of World Records if we all stitch a section. [VIEW IT www.otwd.net/Samplerproject.htm](http://www.otwd.net/Samplerproject.htm)

**To participate, you will need to stitch a section and mail it, along with your information, to:**

**Patty Hurwitz  
The Stitchers' Village  
5636 SW 38th Street  
Topeka, KS 66610**

The stitched piece must finish at 6 ¼" wide to retain uniform width when joined to the other submissions. The length can vary, but must have at least 1" unfinished, unstitched top and bottom for joining purposes.

I am recommending that we use a stitch band in order to retain uniform width for joining purposes. The stitch band fabric comes with finished side edges. I have found Zweigart has linen #72022C/001 and aida #7421/001 that fit the width parameter. If you do choose to use a fabric piece instead, please finish your side edges so that your finished width is 6 ¼" and leave at least 1" top and bottom for joining purposes. Top/bottom edges should be unfinished.

There is currently no end date for this project as we would like to keep this ongoing. Please try to get your section in as soon as you are able so that we have plenty of time to get them connected. Thank you!

**Please fill out the following information and submit this form with your stitched section.**

NAME:

ADDRESS:

CITY, STATE

COUNTRY/POSTAL CODE

DATE COMPLETED:

PLEASE PROVIDE A LITTLE INFORMATION ON THE STITCHING YOU HAVE DONE:

Thank you so much for your participation in the TSV Sampler Project. Please remember that the section you submit will be attached permanently to the TSV Sampler Project and will remain the property of The Stitchers' Village.